

SPINZER EQUITIES (PRIVATE) LIMITED
STATEMENT OF FINANCIAL POSITION
AS AT MARCH 31, 2025

31-Mar **31-Dec**
2025 **2024**

-----**(Pak Rupee)**-----

ASSETS

NON-CURRENT ASSETS

Property and equipment	2,628,636	2,770,770
Office building	25,687,971	26,482,445
Investment property	12,843,985	13,241,222
Intangible asset	3,500,000	3,500,000
Long term investments	63,969,438	63,969,438
Long term deposits	2,850,491	2,650,491
	111,480,521	112,614,366

CURRENT ASSETS

Trade and other receivable - net	55,343,404	46,160,576
Advances, deposits and prepayments	1,535,600	1,391,746
Short term investments	37,344,016	39,018,955
Cash and bank balances	19,798,533	34,355,430
	114,021,553	120,926,707
	225,502,075	233,541,073

EQUITY & LIABILITIES

SHARE CAPITAL AND RESERVES

Authorized share capital	100,000,000	100,000,000
Issued, subscribed and paid-up capital	94,968,380	94,968,380
Capital reserve		
Fair value reserve of financial assets at FVOCI	33,623,407	33,623,408
Revenue reserve		
Unappropriated profit	58,610,227	54,703,397
	187,202,014	183,295,185

NON-CURRENT LIABILITIES

CURRENT LIABILITIES


Trade and other payables	38,300,063	50,245,888
Provision for Taxation	-	-
	38,300,063	50,245,888

CONTINGENCIES AND COMMITMENTS

225,502,075 **233,541,073**



Chief Executive Officer


Director

SPINZER EQUITIES (PRIVATE) LIMITED
STATEMENT OF PROFIT OR LOSS
FOR THE 3RD QUARTER ENDED MARCH 31, 2025

	31-Mar 2025	30-Jun 2024
	----- (Pak Rupee) -----	
Revenue	8,324,982	17,453,819
Operating and administrative expenses	(6,418,410)	(11,703,289)
Operating profit	1,906,572	5,750,530
Other income	2,000,257	15,906,705
Profit before taxation and levy	3,906,829	21,657,235
Levies	-	-
Profit before taxation	3,906,829	21,657,235
Taxation	-	-
Profit for the year	3,906,829	21,657,235



Chief Executive Officer


Director

SPINZER EQUITIES (PRIVATE) LIMITED
STATEMENT OF COMPREHENSIVE INCOME
FOR THE 3RD QUARTER ENDED MARCH 31, 2025

	31-Mar 2025	31-Dec 2024
	----- (Pak Rupee) -----	
Profit for the year	3,906,829	21,657,235
Other comprehensive income		
Fair value gain on unlisted equity instruments at FVTPL - unrealized	-	-
Total comprehensive income for the year	<u>3,906,829</u>	<u>21,657,236</u>



Chief Executive Officer



Director

SPINZER EQUITIES (PRIVATE) LIMITED
STATEMENT OF CHANGES IN EQUITY
FOR THE 3RD QUARTER ENDED MARCH 31, 2025

Note

Balance as at June 30, 2024

Total comprehensive income for the year

Profit for the year

Other comprehensive income/(loss)

Balance as at December 31, 2024

Total comprehensive income for the year

Profit for the year

Other comprehensive income/(loss)

Balance as at March 31, 2025



Chief Executive Officer



Share Capital	Revenue reserve	Capital reserve	
Issued, subscribed and paid-up capital	Unappropriated profit	Fair value reserve of financial assets at FVOCI	Total
----- (Pak Rupee) -----			
94,968,380	33,046,162	33,623,408	161,637,950
-	21,657,235	-	21,657,235
-	-	-	-
-	21,657,235	-	21,657,235
94,968,380	54,703,398	33,623,407	183,295,185
-	3,906,829	-	3,906,829
-	-	-	-
-	3,906,829	-	3,906,829
94,968,380	58,610,227	33,623,407	187,202,014



Director