


SPINZER EQUITIES (PRIVATE) LIMITED
FINANCIAL STATEMENTS
FOR THE 3rd QUARTER ENDED MARCH 31, 2024

SPINZER EQUITIES (PRIVATE) LIMITED
STATEMENT OF FINANCIAL POSITION
AS AT MARCH 31, 2024

	31-Mar-24	30-Jun-23
	Un-audited	Audited
	----- (Pak Rupees) -----	
ASSETS		
NON-CURRENT ASSETS		
Property and equipment	3,755,672	3,755,672
Right of use asset	31,249,285	31,249,285
Investment property	15,624,642	15,624,642
Intangible asset	2,500,000	2,500,000
Long term investments	62,391,445	62,391,445
Long term deposits	2,540,000	2,540,000
	118,061,044	118,061,044
CURRENT ASSETS		
Trade and other receivable - net	36,832,041	31,398,529
Advances, deposits and prepayments	2,745,180	401,000
Short term investments	23,118,083	15,042,918
Cash and bank balances	21,850,935	3,576,834
	84,546,239	50,419,281
	202,607,283	168,480,325
EQUITY & LIABILITIES		
SHARE CAPITAL AND RESERVES		
Authorized share capital	100,000,000	100,000,000
Issued, subscribed and paid-up capital	94,968,380	94,968,380
Revenue reserve		
Unappropriated profit	60,115,728	58,081,158
	172,798,456	153,049,538
NON-CURRENT LIABILITIES		
Deferred tax liability - net	479,556	479,556
CURRENT LIABILITIES		
Trade and other payables	29,329,271	14,722,598
Provision for taxation	-	228,632
	29,329,271	14,951,230
CONTINGENCIES AND COMMITMENTS		
	202,607,283	168,480,325


Chief Executive Officer




Director

SPINZER EQUITIES (PRIVATE) LIMITED
STATEMENT OF PROFIT OR LOSS
FOR THE 3rd QUARTER ENDED MARCH 31, 2024

	31-Mar-24 Un-audited ----- (Pak Rupees) -----	30-Jun-23 Audited
Revenue	6,598,162	16,605,332
Operating and administrative expenses	(4,833,171)	(18,022,988)
Operating (loss) / profit	<u>1,764,991</u>	<u>(1,417,656)</u>
Other income	269,579	8,801,740
(Loss) / profit before taxation	<u>2,034,570</u>	<u>7,384,084</u>
Taxation	-	4,587,146
(Loss) / profit for the year	<u><u>2,034,570</u></u>	<u><u>11,971,230</u></u>



 Chief Executive Officer





 Director