


SPINZER EQUITIES (PRIVATE) LIMITED
FINANCIAL STATEMENTS
FOR THE 3rd QUARTER ENDED MARCH 31, 2023

SPINZER EQUITIES (PRIVATE) LIMITED
STATEMENT OF FINANCIAL POSITION
AS AT MARCH 31, 2023

	31-Mar-23 Un-audited	30-Jun-22 Audited
	----- (Pak Rupees) -----	
ASSETS		
NON-CURRENT ASSETS		
Property and equipment	4,422,293	4,377,111
Right of use asset	33,632,705	34,427,178
Investment property	16,816,351	17,213,588
Intangible asset	2,500,000	2,500,000
Long term investments	52,984,174	52,984,174
Long term deposits	2,640,000	2,640,000
	112,995,523	114,142,051
CURRENT ASSETS		
Trade and other receivable - net	25,711,972	21,135,889
Advances, deposits and prepayments	841,877	4,009
Short term investments	14,481,053	14,999,059
Cash and bank balances	12,139,337	13,184,388
	53,174,239	49,323,345
	166,169,762	163,465,396
EQUITY & LIABILITIES		
SHARE CAPITAL AND RESERVES		
Authorized share capital	100,000,000	100,000,000
Issued, subscribed and paid-up capital	94,968,380	94,968,380
Revenue reserve		
Unappropriated profit	30,602,087	28,395,580
Capital reserve		
Fair value reserve	17,714,348	17,714,348
	143,284,815	141,078,308
NON-CURRENT LIABILITIES		
Deferred tax liability - net	5,975,141	5,975,141
CURRENT LIABILITIES		
Trade and other payables	16,909,806	16,390,306
Provision for taxation	-	21,641
	16,909,806	16,411,947
CONTINGENCIES AND COMMITMENTS		
	166,169,762	163,465,396


Chief Executive Officer




Director

SPINZER EQUITIES (PRIVATE) LIMITED
STATEMENT OF PROFIT OR LOSS
FOR THE 3rd QUARTER ENDED MARCH 31, 2023

	31-Mar-23	30-Jun-22
	Un-audited	Audited
	----- (Pak Rupees) -----	
Revenue	3,055,544	18,290,371
Operating and administrative expenses	(4,328,800)	(21,231,688)
Operating (loss) / profit	(1,273,256)	(2,941,317)
Other income	289,215	2,257,841
(Loss) / profit before taxation	(984,041)	(683,476)
Taxation	-	(1,705,549)
(Loss) / profit for the year	(984,041)	(2,389,025)



Chief Executive Officer





Director