


SPINZER EQUITIES (PRIVATE) LIMITED  
FINANCIAL STATEMENTS  
FOR THE 3rd QUARTER ENDED MARCH 31, 2023

**SPINZER EQUITIES (PRIVATE) LIMITED**  
**STATEMENT OF FINANCIAL POSITION**  
**AS AT MARCH 31, 2022**

	31-Mar-22 Un-audited	30-Jun-21 Audited
	----- (Pak Rupees) -----	
<b>ASSETS</b>		
<b>NON-CURRENT ASSETS</b>		
Property and equipment	4,954,174	3,070,826
Right of use asset	37,605,071	-
Investment property	18,802,535	-
Intangible asset	2,500,000	2,500,000
Long term investments	50,890,298	50,890,298
Long term deposits	2,640,000	2,701,420
	<b>117,392,078</b>	<b>59,162,544</b>
<b>CURRENT ASSETS</b>		
Trade and other receivable - net	21,172,671	15,202,550
Advances, deposits and prepayments	2,569,624	1,719,997
Short term investments	10,792,424	13,979,999
Income tax refundable	1,818,870	1,818,870
Cash and bank balances	20,887,801	30,005,584
	<b>57,241,390</b>	<b>62,727,000</b>
	<b>174,633,468</b>	<b>121,889,544</b>
<b>EQUITY &amp; LIABILITIES</b>		
<b>SHARE CAPITAL AND RESERVES</b>		
Authorized share capital	100,000,000	100,000,000
Issued, subscribed and paid-up capital	94,968,380	35,382,880
<b>Revenue reserve</b>		
Unappropriated profit	34,945,425	33,962,499
<b>Capital reserve</b>		
Fair value reserve	16,075,889	16,075,889
	<b>145,989,694</b>	<b>85,421,268</b>
<b>NON-CURRENT LIABILITIES</b>		
Deferred tax liability - net	4,493,833	4,493,833
<b>CURRENT LIABILITIES</b>		
Trade and other payables	24,149,941	31,974,443
	<b>24,149,941</b>	<b>31,974,443</b>
<b>CONTINGENCIES AND COMMITMENTS</b>		
	<b>174,633,468</b>	<b>121,889,544</b>


\_\_\_\_\_  
Chief Executive Officer





\_\_\_\_\_  
Director

**SPINZER EQUITIES (PRIVATE) LIMITED**  
**STATEMENT OF PROFIT OR LOSS**  
**FOR THE 3rd QUARTER ENDED MARCH 31, 2022**

	31-Mar-22 Un-audited ------(Pak Rupees)-----	30-Jun-21 Audited
Revenue	2,877,523	18,290,371
Operating and administrative expenses	(2,120,488)	(21,231,688)
Operating profit / (loss)	<u>757,035</u>	<u>(2,941,317)</u>
Other income	225,891	2,257,841
<b>Profit / (loss) before taxation</b>	<u>982,926</u>	<u>(683,476)</u>
Taxation	-	(1,705,549)
<b>Profit / (loss) after taxation</b>	<u><u>982,926</u></u>	<u><u>(2,389,025)</u></u>

  
 \_\_\_\_\_  
 Chief Executive Officer



  
 \_\_\_\_\_  
 Director