


SPINZER EQUITIES (PRIVATE) LIMITED
FINANCIAL STATEMENTS
FOR THE 3rd QUARTER ENDED MARCH 31, 2021


SPINZER EQUITIES (PRIVATE) LIMITED
STATEMENT OF FINANCIAL POSITION
AS AT MARCH 31, 2021

	31-Mar-21 Un-audited	30-Jun-20 Audited
	----- (Pak Rupees) -----	
ASSETS		
NON-CURRENT ASSETS		
Property and equipment	3,103,677	3,103,677
Intangible asset	2,500,000	2,500,000
Long term investments	32,819,235	32,819,235
Long term deposits	1,505,000	505,000
	39,927,912	38,927,912
CURRENT ASSETS		
Trade and other receivable - net	12,246,012	4,015,113
Advances, deposits and prepayments	2,599,781	1,730,610
Short term investments	1,704,452	9,492,997
Income tax refundable	1,271,181	1,271,181
Cash and bank balances	23,386,172	15,070,380
	41,207,598	31,580,281
	81,135,510	70,508,193
EQUITY & LIABILITIES		
SHARE CAPITAL AND RESERVES		
Authorized share capital	100,000,000	100,000,000
Issued, subscribed and paid-up capital	35,382,880	35,382,880
Revenue reserve		
Unappropriated profit	21,223,184	18,114,496
Capital reserve		
Fair value reserve	1,935,283	1,935,283
	58,541,347	55,432,659
NON-CURRENT LIABILITIES		
Deferred tax liability - net	1,146,863	1,146,863
CURRENT LIABILITIES		
Trade and other payables	21,447,300	13,928,671
	21,447,300	13,928,671
CONTINGENCIES AND COMMITMENTS		
	81,135,510	70,508,193



 Chief Executive Officer







 Director


SPINZER EQUITIES (PRIVATE) LIMITED
STATEMENT OF PROFIT OR LOSS
FOR THE 3rd QUARTER ENDED MARCH 31, 2021

	31-Mar-21 Un-audited ----- (Pak Rupees) -----	30-Jun-20 Audited
Revenue	6,925,751	11,188,429
Operating and administrative expenses	(4,211,464)	(8,509,462)
Operating profit / (loss)	<u>2,714,287</u>	<u>2,678,967</u>
Other income	394,401	708,914
Profit / (loss) before taxation	<u>3,108,688</u>	<u>3,387,881</u>
Taxation	-	(1,123,896)
Profit / (loss) after taxation	<u>3,108,688</u>	<u><u>2,263,985</u></u>



 Chief Executive Officer





 Director