

SPINZER EQUITIES (PRIVATE) LIMITED
FINANCIAL STATEMENTS
FOR THE 1st QUARTER ENDED SEPTEMBER 30, 2019

SPINZER EQUITIES (PRIVATE) LIMITED
STATEMENT OF FINANCIAL POSITION
AS AT SEPTEMBER 30, 2019

30-Sep-21 30-Jun-19
Un-audited Audited
------(Pak Rupees)-----

ASSETS

NON-CURRENT ASSETS

Property and equipment
Intangible asset
Long term investments
Long term deposits

| | |
|-------------------|-------------------|
| 3,713,960 | 3,713,960 |
| 2,560,750 | 2,560,750 |
| 42,757,556 | 42,757,556 |
| 505,000 | 505,000 |
| 49,537,266 | 49,537,266 |

CURRENT ASSETS

Trade and other receivable - net
Advances, deposits and prepayments
Short term investments
Income tax refundable
Cash and bank balances

| | |
|-------------------|-------------------|
| 5,151,750 | 1,291,199 |
| 3,383,541 | 4,105,950 |
| 6,083,224 | 7,469,132 |
| 1,614,350 | 1,614,350 |
| 2,439,326 | 4,709,372 |
| 18,672,191 | 19,190,003 |

| | |
|-------------------|-------------------|
| 68,209,457 | 68,727,269 |
|-------------------|-------------------|

EQUITY & LIABILITIES

SHARE CAPITAL AND RESERVES

Authorized share capital
Issued, subscribed and paid-up capital

| | |
|-------------|-------------|
| 100,000,000 | 100,000,000 |
| 35,382,880 | 35,382,880 |

Revenue reserve

Unappropriated profit

| | |
|------------|------------|
| 15,916,385 | 15,850,511 |
|------------|------------|

Capital reserve

Fair value reserve

| | |
|------------|------------|
| 12,411,526 | 12,411,526 |
|------------|------------|

| | |
|-------------------|-------------------|
| 63,710,791 | 63,644,917 |
|-------------------|-------------------|

CURRENT LIABILITIES

Trade and other payables



| | |
|-----------|-----------|
| 4,498,666 | 5,082,352 |
|-----------|-----------|

| | |
|------------------|------------------|
| 4,498,666 | 5,082,352 |
|------------------|------------------|


CONTINGENCIES AND COMMITMENTS

| | |
|-------------------|-------------------|
| 68,209,457 | 68,727,269 |
|-------------------|-------------------|

Chief Executive Officer





Director



SPINZER EQUITIES (PRIVATE) LIMITED
STATEMENT OF PROFIT OR LOSS
FOR THE 1st QUARTER ENDED SEPTEMBER 30, 2019

| | 30-Sep-21 | 30-Jun-19 |
|--|---------------------------------|--------------------|
| | Un-audited | Audited |
| | ----- (Pak Rupees) ----- | |
| Revenue | 1,132,386 | 8,041,085 |
| Operating and administrative expenses | (1,383,712) | (8,154,914) |
| Operating profit / (loss) | <u>(251,326)</u> | <u>(113,829)</u> |
| Other income | 317,200 | (2,854,274) |
| Profit / (loss) before taxation | <u>65,874</u> | <u>(2,968,103)</u> |
| Taxation | - | (281,176) |
| Profit / (loss) for the year | <u>65,874</u> | <u>(3,249,279)</u> |



 Chief Executive Officer





 Director