


SPINZER EQUITIES (PRIVATE) LIMITED
FINANCIAL STATEMENTS
FOR THE 1st QUARTER ENDED SEPTEMBER 30, 2023

SPINZER EQUITIES (PRIVATE) LIMITED
STATEMENT OF FINANCIAL POSITION
AS AT SEPTEMBER 30, 2023

	30-Sep-23 Un-audited	30-Jun-23 Audited
	----- (Pak Rupees) -----	
ASSETS		
NON-CURRENT ASSETS		
Property and equipment	3,755,672	3,755,672
Right of use asset	31,249,285	31,249,285
Investment property	15,624,642	15,624,642
Intangible asset	2,500,000	2,500,000
Long term investments	62,391,445	62,391,445
Long term deposits	2,540,000	2,540,000
	118,061,044	118,061,044
CURRENT ASSETS		
Trade and other receivable - net	29,145,211	31,398,529
Advances, deposits and prepayments	1,116,408	401,000
Short term investments	14,932,023	15,042,918
Cash and bank balances	12,308,906	3,576,834
	57,502,548	50,419,281
	175,563,592	168,480,325
EQUITY & LIABILITIES		
SHARE CAPITAL AND RESERVES		
Authorized share capital	100,000,000	100,000,000
Issued, subscribed and paid-up capital	94,968,380	94,968,380
Revenue reserve		
Unappropriated profit	58,420,129	58,081,158
Capital reserve		
	153,388,509	153,049,538
NON-CURRENT LIABILITIES		
Deferred tax liability - net	479,556	479,556
CURRENT LIABILITIES		
Trade and other payables	21,466,895	14,722,598
Provision for taxation	228,632	228,632
	21,695,527	14,951,230
CONTINGENCIES AND COMMITMENTS		
	175,563,592	168,480,325


Chief Executive Officer



Director


SPINZER EQUITIES (PRIVATE) LIMITED
STATEMENT OF PROFIT OR LOSS
FOR THE 1st QUARTER ENDED SEPTEMBER 30, 2023

	30-Sep-23	30-Jun-23
	Un-audited	Audited
	----- (Pak Rupees) -----	
Revenue	2,962,931	16,605,332
Operating and administrative expenses	(3,475,212)	(18,022,988)
Operating profit / (loss)	(512,281)	(1,417,656)
Other income	851,252	8,801,740
(Loss) / profit before taxation	338,971	7,384,084
Taxation	-	4,587,146
(Loss) / profit for the year	338,971	11,971,230



 Chief Executive Officer





 Director