


SPINZER EQUITIES (PRIVATE) LIMITED
FINANCIAL STATEMENTS
FOR THE 1st QUARTER ENDED SEPTEMBER 30, 2022

SPINZER EQUITIES (PRIVATE) LIMITED
STATEMENT OF FINANCIAL POSITION
AS AT SEPTEMBER 30, 2022

	30-Sep-22 Un-audited	30-Jun-22 Audited
	----- (Pak Rupees) -----	
ASSETS		
NON-CURRENT ASSETS		
Property and equipment	4,172,088	4,377,111
Right of use asset	33,632,705	34,427,178
Investment property	16,816,351	17,213,588
Intangible asset	2,500,000	2,500,000
Long term investments	52,984,174	52,984,174
Long term deposits	2,640,000	2,640,000
	112,745,318	114,142,051
CURRENT ASSETS		
Trade and other receivable - net	21,379,031	21,135,889
Advances, deposits and prepayments	124,231	4,009
Short term investments	15,516,039	14,999,059
Cash and bank balances	12,452,772	13,184,388
	49,472,073	49,323,345
	162,217,391	163,465,396
EQUITY & LIABILITIES		
SHARE CAPITAL AND RESERVES		
Authorized share capital	100,000,000	100,000,000
Issued, subscribed and paid-up capital	94,968,380	94,968,380
Revenue reserve		
Unappropriated profit	46,457,897	46,109,928
Capital reserve		
	141,426,277	141,078,308
NON-CURRENT LIABILITIES		
Deferred tax liability - net	5,975,141	5,975,141
CURRENT LIABILITIES		
Trade and other payables	14,794,332	16,390,306
Provision for taxation	21,641	21,641
	14,815,973	16,411,947
CONTINGENCIES AND COMMITMENTS		
	162,217,391	163,465,396


Chief Executive Officer



Director


SPINZER EQUITIES (PRIVATE) LIMITED
STATEMENT OF PROFIT OR LOSS
FOR THE 1st QUARTER ENDED SEPTEMBER 30, 2022

	30-Sep-22	30-Jun-22
	Un-audited	Audited
	----- (Pak Rupees) -----	
Revenue	4,814,628	18,290,371
Operating and administrative expenses	(4,678,689)	(21,231,688)
Operating profit / (loss)	<u>135,940</u>	<u>(2,941,317)</u>
Other income	212,029	2,257,841
(Loss) / profit before taxation	<u>347,969</u>	<u>(683,476)</u>
Taxation	-	(1,705,549)
(Loss) / profit for the year	<u><u>347,969</u></u>	<u><u>(2,389,025)</u></u>



 Chief Executive Officer





 Director