


SPINZER EQUITIES (PRIVATE) LIMITED  
FINANCIAL STATEMENTS  
FOR THE 1st QUARTER ENDED SEPTEMBER 30, 2022

**SPINZER EQUITIES (PRIVATE) LIMITED**  
**STATEMENT OF FINANCIAL POSITION**  
**AS AT SEPTEMBER 30, 2021**

	30-Sep-21 Un-audited	30-Jun-21 Audited
	----- (Pak Rupees) -----	
<b>ASSETS</b>		
<b>NON-CURRENT ASSETS</b>		
Property and equipment	4,954,174	3,070,826
Right of use asset	37,605,071	-
Investment property	18,802,535	-
Intangible asset	2,500,000	2,500,000
Long term investments	50,890,298	50,890,298
Long term deposits	2,640,000	2,701,420
	<b>117,392,078</b>	<b>59,162,544</b>
<b>CURRENT ASSETS</b>		
Trade and other receivable - net	19,245,082	15,202,550
Advances, deposits and prepayments	1,754,454	1,719,997
Short term investments	13,979,999	13,979,999
Income tax refundable	1,818,870	1,818,870
Cash and bank balances	27,811,576	30,005,584
	<b>64,609,981</b>	<b>62,727,000</b>
	<b>182,002,059</b>	<b>121,889,544</b>
<b>EQUITY &amp; LIABILITIES</b>		
<b>SHARE CAPITAL AND RESERVES</b>		
Authorized share capital	100,000,000	100,000,000
Issued, subscribed and paid-up capital	94,968,380	35,382,880
<b>Revenue reserve</b>		
Unappropriated profit	36,681,031	33,962,499
<b>Capital reserve</b>		
Fair value reserve	16,075,889	16,075,889
	<b>147,725,300</b>	<b>85,421,268</b>
<b>NON-CURRENT LIABILITIES</b>		
Deferred tax liability - net	4,493,833	4,493,833
<b>CURRENT LIABILITIES</b>		
Trade and other payables	29,782,926	31,974,443
	<b>29,782,926</b>	<b>31,974,443</b>
<b>CONTINGENCIES AND COMMITMENTS</b>		
	<b>182,002,059</b>	<b>121,889,544</b>


\_\_\_\_\_  
Chief Executive Officer




\_\_\_\_\_  
Director

**SPINZER EQUITIES (PRIVATE) LIMITED**  
**STATEMENT OF PROFIT OR LOSS**  
**FOR THE 1st QUARTER ENDED SEPTEMBER 30, 2021**

	<b>30-Sep-21</b>	<b>30-Jun-21</b>
	<b>Un-audited</b>	<b>Audited</b>
	<b>----- (Pak Rupees) -----</b>	
Revenue	<b>6,108,009</b>	27,545,023
Operating and administrative expenses	<b>(3,637,958)</b>	(12,707,063)
Operating profit / (loss)	<u><b>2,470,051</b></u>	<u>14,837,960</u>
Other income	<b>248,481</b>	637,560
<b>Profit / (loss) before taxation</b>	<u><b>2,718,532</b></u>	<u>15,475,520</u>
Taxation	-	372,484
<b>Profit / (loss) for the year</b>	<u><u><b>2,718,532</b></u></u>	<u><u>15,848,004</u></u>

  
 \_\_\_\_\_  
 Chief Executive Officer



  
 \_\_\_\_\_  
 Director