


SPINZER EQUITIES (PRIVATE) LIMITED
FINANCIAL STATEMENTS
FOR THE 1st QUARTER ENDED SEPTEMBER 30, 2020

SPINZER EQUITIES (PRIVATE) LIMITED
STATEMENT OF FINANCIAL POSITION
AS AT SEPTEMBER 30, 2020

	30-Sep-20 Un-audited	30-Jun-20 Audited
	----- (Pak Rupees) -----	
ASSETS		
NON-CURRENT ASSETS		
Property and equipment	3,103,677	3,103,677
Intangible asset	2,500,000	2,500,000
Long term investments	32,819,235	32,819,235
Long term deposits	505,000	505,000
	38,927,912	38,927,912
CURRENT ASSETS		
Trade and other receivable - net	8,057,665	4,015,113
Advances, deposits and prepayments	3,409,076	1,730,610
Short term investments	6,558,967	9,492,997
Income tax refundable	1,271,181	1,271,181
Cash and bank balances	27,798,097	15,070,380
	47,094,986	31,580,281
	86,022,898	70,508,193
EQUITY & LIABILITIES		
SHARE CAPITAL AND RESERVES		
Authorized share capital	100,000,000	100,000,000
Issued, subscribed and paid-up capital	35,382,880	35,382,880
Revenue reserve		
Unappropriated profit	22,249,036	18,114,496
Capital reserve		
Fair value reserve	1,935,283	1,935,283
	59,567,199	55,432,659
NON-CURRENT LIABILITIES		
Deferred tax liability - net	1,146,863	1,146,863
CURRENT LIABILITIES		
Trade and other payables	25,308,836	13,928,671
	25,308,836	13,928,671
CONTINGENCIES AND COMMITMENTS		
	86,022,898	70,508,193


Chief Executive Officer



Director


SPINZER EQUITIES (PRIVATE) LIMITED
STATEMENT OF PROFIT OR LOSS
FOR THE 1st QUARTER ENDED SEPTEMBER 30, 2020

	30-Sep-20	30-Jun-20
	Un-audited	Audited
	----- (Pak Rupees) -----	
Revenue	7,038,715	11,188,429
Operating and administrative expenses	(3,096,175)	(8,509,462)
Operating profit / (loss)	3,942,540	2,678,967
Other income	192,000	708,914
Profit / (loss) before taxation	4,134,540	3,387,881
Taxation	-	(1,123,896)
Profit / (loss) for the year	4,134,540	2,263,985



 Chief Executive Officer





 Director